

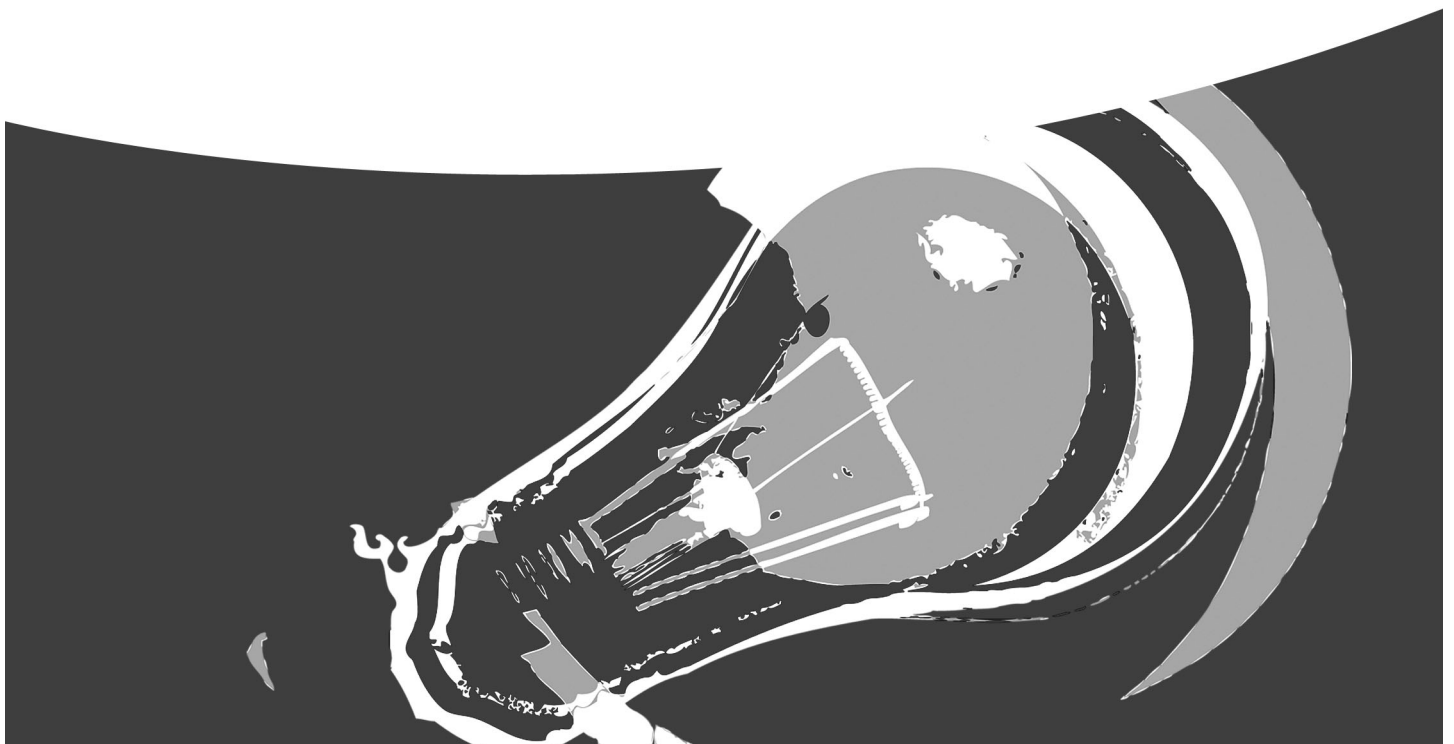
# Teacher Resource Bank

Higher Project Qualification

Level 2

Candidate Exemplar Work: Sample A

‘Children’s Word Book’



**CANDIDATE A****Children's Word Book**

Criteria for the award of marks	Max mark	Mark awarded	Notes
(A01) Manage	10		
(A02) Use Resources/ Research	10		
(A03) Develop and Realise	20		
(A04) Review	10		
Total	50		

Form of submission: Word Book (Bengali-English on the Environment),  
DVD of infant teacher reading the book in class  
plus individual report over 1000 words

Logs completed and included: Yes

Presentation completed at appropriate standard: Yes



**Part B: to be completed by the supervisor**

Please comment below on the validity and feasibility of the proposed project, and on the suitability of the sources. The title chosen can be in the form of a statement/question or hypothesis with a clear focus. Please comment on the proposed project using the criteria given below:

Criteria	Supervisor's comments
Indicate the development/extension outside the main course(s) of study or interest or indicate how the topic complements and develops the themes/topics of the learners principal learning within the Diploma and how it supports learner progression	Builds on work in Sociology and Health and Social Care but not covered directly by Specification.
Comment on the suitability of the proposed initial sources and research base	Should be suitable.
Confirm that the project is feasible in the proposed timescale and/or indicate any potential difficulties	Yes. No problems.
Outline the scope to produce a project that meets the assessment objectives (See specification 2.3.3)	Should meet all assessment objectives.
Indicate proposed format and date of the presentation	Children's Word Book to written report.

For the purposes of moderation, it is important that we know the format of the project which will be submitted by this candidate. Please tick as appropriate:

Format of Project	Please tick
Written report	Yes
Live performance (e.g. in music, drama & theatre studies)	
Electronic format (e.g. CD, video, PowerPoint presentation)	
Artefact (e.g. in design & technology, art & design)	Yes
Other (please state format)	

Is the project a contribution to a group exercise? If so, confirm that there is a defined individual contribution by the candidate (See specification 2.3.1), and list other group members below.	
Candidate No.:	Candidate Name:
Candidate No.:	Candidate Name:
Candidate No.:	Candidate Name:

Supervisor's name (please print): .....

Supervisor's signature:                      A Teacher.....                      Date:

Return this form to Level 2 Project; AQA, Stag Hill House, Guildford GU2 7XJ  
 The candidate should retain a copy of this form and include it in the Production Log



Centre-assessed work  
**Project Proposal Form Part C**  
2007

Level 2 Project Qualification

Centre Name: ..... Centre No: 

--	--	--	--	--

Candidate Name: Candidate ..... Candidate No: 

--	--	--	--	--

*Part C: to be completed by the Project Adviser*

Adviser's comments:

This is an interesting idea and should be enjoyed by the infant school children. I look forward to seeing finished product.

Approved  Yes  Approved subject to the implementation of the adviser's recommendations  Resubmission required

Adviser's name (please print): An Adviser .....

Adviser's signature: ..... Date: .....

**The candidate should retain this form and include it in the Production Log**

The Assessment and Qualifications Alliance (AQA) is a company limited by guarantee registered in England and Wales 3644723 and a registered charity number 1073334. Registered address AQA, Devas Street, Manchester M15 6EX. *Dr Michael Cresswell* Director General.

Copyright © 2008 AQA and its licensors. All rights reserved.



## Level 2 Project Production Log

Candidate name: A .....

Candidate number: .....

Level 2 Project Working Title: Children's word book on the environment ....

.....

**Note:** *This production log should consist of the following pages. Additional journal material, planning evidence, research evidence, records of meetings with your supervisor, etc. may be added in each section.*

	Date completed
Record of initial planning meeting	20 November
Project Proposal Form (already completed)	
Plan at start of project	6 December
Mid-project review	11 January
End-of-project review	21 February
Summary	23 March
Presentation record	26 March
Reflection	26 March

Level 2 Project Final Title: Children's Word Book .....

Candidate's signature ..... Date: .....

Supervisor's signature ..... Date: .....

**Record of initial planning meeting(s)**

*This form records initial meetings with your supervisor to agree your project proposal.*

Your first idea for your project:

*What is the aim of your project? eg to investigate ....., to compare ....., to produce .....*

I chose a project on making a Word Book for Children.

I want to help young children think about the environment in school and have something special for Bengali children.

Your first ideas for research and development of your project:

*What do you intend to do?*

I need to look at what the books that are around look like and start to find the words to use.

Your supervisor's comments and advice:

This project is concerned with the research and development of a children's book with simple words and pictures which raises awareness of environmental issues and is available in two languages. Presentation date 26<sup>th</sup> March.

Changes you have made as a result of your discussion with your supervisor:

I will aim the book at infant children because a friend of my supervisor is an infant teacher and I can ask her to try the book on her class.

Supervisor's signature: ..... Date: .....

**Plan at start of project**

*This form records your outline plan for your project before you start work.*

Project title: Children's Word Book on the environment

Project aim: To help young children think about the environment in school and have something special for Bengali children.

Outline the steps in your project:

*What do you intend to do?*

*By when?*

The BBC have a project on books for children so I need to write to them for help.

*What resources will you use?*

I will get a list of Bengali words.

*Who can help you?*

My friend who is a supervisor in an infant school.

Your supervisor's comments and advice:

Look at existing books. Use your family.

Changes you have made as a result of your discussion with your supervisor:

I asked my younger brothers and sisters what they liked in the books at school.

Supervisor's signature: ..... Date: .....

### **Mid-project review**

*This form records your outline plan half-way through your work. It is an opportunity to consider what has gone well and what has been less successful. You can discuss these with your supervisor, make changes and revise your original plan.*

Is your project following your original plan?  
*What is going well? What changes have you made? Why?*

I have got my list of words. It was harder than I thought to get the Bengali words because most of the English words I thought of came out as lots of words in Bengali.

Outline your planned steps to complete your project:  
*What do you intend to do? By when?*

I've arranged to use the art room after school to do pictures for my pages.

*What resources will you use?*  
I will get some characters from a book.

*Who can help you?*  
I asked my brothers and sisters for names for my characters.

Your supervisor's comments and advice:

You are getting on well.

Changes you have made as a result of this discussion with your supervisor:

I've got some characters for my book because the example from the BBC says that children like characters.

Supervisor's signature: ..... Date: .....

<b>ISSUE</b>	জারী
<b>PAPER</b>	কাগছ
<b>GREEN</b>	সবুজ
<b>WORLD</b>	পাখিবী
<b>WATER</b>	পানি
<b>FACTORY</b>	কারখানা
<b>GRASS</b>	ঘাস
<b>FUEL</b>	কাঠ
<b>HYGIENE</b>	বিতাণ
<b>POLLUTE</b>	নোংরা / অপবিএ
<b>REDUCE</b>	দমণ করা
<b>OUR ENVIRONMENT</b>	আমাদের পতরবেষ্টন করা
<b>LITTER</b>	আবজনা

**End-of-project review**

*This form records the (near) completion of your project.*

Did your project following your revised plan (from the mid-project review)?  
*What worked well? What changes have you made? Why?*

The hard thing was having words in Bengali that I could do pictures of.

I didn't put the characters on every page because I did the words mainly.

Do you need to do anything else to complete your project?

*What do you intend to do?*

*By when?*

Scan some pages of my book.

Your supervisor's comments and advice:

I have got the words of Miss [infant teacher] to write to, to see if she will use my book.

Changes you have made as a result of this discussion with your supervisor:

I copied some pages of my book on the scanner so I can use them in my presentation.

Supervisor's signature: ..... Date: .....

## Summary

*This form gives an overview of your project.*

Project title: Children's Word Book on the environment.

Project aim: To help young children think about the environment in school and have something special for Bengali children.

Main content/what did you do?

I have made a Word book in Bengali and English on the Environment for children aged 4-7 yrs.

Project findings/conclusion:

Miss [infant teacher] has read it to her class and I have a video. It is exciting to see children like my characters.

## Presentation record

Type of presentation of project:

*How will you present your project? eg written report, power-point presentation, play, product, etc. You may choose more than one type of presentation.*

My presentation was to a class of Year 10 students who are doing childcare. It was a small class because some of the naughty ones were excluded for me.

How will you structure your presentation?

*eg timing, use of visual aids, use of notes, etc.*

I showed them my book and the video of the class reading it and I told them about how I chose the words and the trouble it was to get the words that are short in Bengali.

Supervisor's signature: ..... Date: .....

## Reflection

*This form is to record your own evaluation when you have completed your project and your presentation.*

What are the strengths and weaknesses of your project?  
*Consider the planning, carrying out the activity and the outcomes.*

The main factor which operated to limit my work was when I had to find the Bengali words for the English words. In Bengali you cannot always find a single word, instead in Bengali you might get an explanation for a single word in English. Also something else which limited me was that for some words it is hard to draw a picture to illustrate the word you are trying to say.

The main way the work could have been improved is to have put my characters on all the pages and given the pictures more bright colours. Another way might have been to try using different languages.

Another outcome is that I have learnt some Bengali words to do with the environment.

What have you learnt from completing this project?  
*This is not just the result of the project but other skills you have acquired. You may be able to comment on how you learn.*

I learnt that in order for the work to continue with each bit has to be successful.

I also have learned how to organise my time so that everything is done on time.

What have you learnt from comments made by your supervisor and your peers?

To look at existing books and use my family for help.


What would you do differently if you had a similar project to complete?

I think that my planning went well.


**Submitted by Candidate A**

**Children's Word Book (pictures of sample pages)**


**DVD of Miss [infant teacher] using the book with her class (removed for copyright reasons)**




Hello my name is Wallace  
and I am 3 years old, these  
words are important to our  
environment. See you later  
in the book.



Hi my name is Bradley  
and I am 4 years old.  
Hope you enjoy the  
book.




Hi my name is Fiona and I  
5 years old. These words  
are fun so try to remember  
them. Have fun reading  
the words.





Hello my name is  
Casey and I am 5  
years old. I hope  
you enjoy our little  
book.





15





# **Children's Wordbook Report**

**[Candidate A]**

## Acknowledgements

I would like to firstly thank my father Mr. S..... M.... for helping finding the Bengali words which I could not find in the Bengali dictionary so that I can translate them into English. Mr. M.... also checked to see if I was using the right spelling because there were a few spellings for the same word which you would use in different situations. I would secondly like to thank the Bengali teacher Miss S..... because there was one word which I could not find (the word was 'environment'). I would thirdly like to thank my brothers and sisters for suggesting names for my characters, which I did use. Finally I would like to thank the BBC who sent me an information booklet and a children's book. Once again I would like to thank them for all their help and for putting in their own time to help me.

## Introduction

I decided to do the a wordbook project for children. The task for this project was to alert young children about environmental issues and I also had to do the wordbook in two languages. I obviously chose Bengali and English because I already speak and write in these languages. I decided to target children between the ages of 4-7 years. I had to think of simple pictures to highlight the environmental issues. My plan was to brainstorm ideas of words, which I was going to use in the book and then look for the appropriate pictures that I would be able to use alongside them. I started firstly by doing characters, which I might use in the picture book as many children wordbooks have characters. So I telephoned the BBC who launched a campaign to get children and parents into books and asked advice. They sent an information booklet and a children's

book. From that I got my ideas. Then I went on to do the colour schemes and layout of the book because I had to make the book look attractive and colourful so young children will pick it up.

I set up target dates of when I was going to complete each section as I all had different areas to work on. I was responsible for drawing the characters and the design of the front cover and the overall shape of the book and typing up the English words into Bengali on the computer and the layout of the book. Then when I found more words so I decided to type it up again so that it had all the words and also to double check that I had not spelt anything wrong on the computer.

## Research Methods

I looked at many children's books trying to get ideas and information. I asked my younger brothers, sisters and cousins what kinds of book would be appealing to them? What they would like to look at? Most of the responses were that they would like the books to be colourful and have lots of pictures. I did this because I needed to get an idea of how to go about doing the book. I did not really have much of an idea of what kind of book I really wanted.

When I started to look for the Bengali words I took into consideration the words I wanted and also if I could draw the pictures, which would relate to the word. If I could not find the word then it was not included, however the words which I found I wrote up and then I chose the words from that list which were easy and the ones I could draw pictures to.

I decided that I needed characters and I got a few ideas from the information booklet the BBC gave us. I found that most of the characters were small animals, therefore I drew a page of characters and my sister chose which characters she liked and they became my final characters in the book. I designed a few different possible shapes for the book. I got these ideas from looking at children books, but I decided on the simple shape because the others would be hard to do. I went after school to the art room and started to make the book, the book was a little hard to make because I had to fit in pages and make sure that they were the right sizes. I spent a lot of days after school working on the book.

I took the book home over the holidays and painted all the pictures in the book.

## Conclusions

The important outcome of this work for the reader of my book is that the children might learn something about environmental issues at a young age, therefore as they grow older they would become more aware of the environment.

*Candidate A<sup>1</sup>*  
*April 2007*

## Principal Moderator Commentary

### Candidate A

## Children's Word Book

### AO1 MANAGE

The candidate provides some evidence of identifying a topic to be investigated. In the Production Log, on page 4, they say 'I chose a project on making a Word Book for Children' and 'This project is concerned with the research and development of a children's book with simple words ...' and there is a similar comment on page 9. Moreover, the candidate offers 'some evidence of appropriate aims and objectives..' on page 4 where the candidate states 'I want to help young children think about the environment in school and have something special for Bengali children', and 'This project is concerned ... with simple words and pictures which raises awareness of environmental issues and is available in two languages.'

This suggests that the work should be placed in the middle band, and, this is confirmed by the existence of a plan on page 5, and, on page 21 there is some evidence of monitoring the progress of the project work, with statements like 'I asked my younger brothers, sisters and cousins..' and '... if I could draw the pictures, which would relate to the word.'

There is sufficient here to consider awarding a mark of 4/10.

### AO2 USE RESOURCES/RESEARCH

The candidate makes a number of statements that evidence the research that they have carried out. They say that they will '..look at books that are around..' (page 4); '..write to the BBC.. ask brothers, sister and cousins..' (page 5); '..get some characters..' (page 6); '..get address of an infant school teacher..' (page 8). This might have been presented to the reader in a more coherent format, but it does tell us that the candidate was aware that a number of avenues might be explored. The candidate provides further evidence in the Acknowledgement section (page 20) that a number of research methods have been employed by talking about using a Bengali dictionary and making use of an information pamphlet from the BBC. The candidate makes further reference to their research methods in the section called 'Research Methods' on page 21. Here they talk about having 'asked younger brothers, sisters and cousins..', and the criteria employed in selecting the 'characters' to be used in the Word Book.

The work can be placed in the middle band with a mark of 5/10. A slightly better exposition of intended research methods could have been rewarded at the top of the band.

### AO3 DEVELOP AND REALISE

The Word Book produced by the candidate evidences the project plan having been implemented, with an outcome that is sufficiently realised to an acceptable standard and consistent with the candidate's original plan. The candidate also used the Word book and a video of an infant school class using the Word Book in their Presentation.

It is clear that the candidate made a number of decisions concerning the way in which they would collect and analyse their data. Reference has already been made to many of these in the sections above and the candidate makes reference to these in the section entitled 'Research Methods' (page 21).

There is only some reference to the candidate having made changes to the initial project plan and offering support for these changes. At times the evidence for any changes is a little implicit, but some clearer comments are made on page 21 where the candidate talks about their choice of Bengali words and associated pictures.

The candidate's findings demonstrate some ability to communicate their findings clearly and to synthesise information gained from different sources.

There is sufficient here to award a mark in the middle band of 7/20.

#### AO4 REVIEW

The candidate offers some comments in the section entitled Reflection on page 11. They discuss the difficulty of finding 'the Bengali words for the English words' and of drawing '.. a picture to illustrate the word you are trying to say', and the candidate makes some attempt here to relate these to the how successful they were in completing the project according to their plan. The candidate also reflects upon their successes and how this relates to their own learning.

The presentation of material in the project is generally relevant and well-structured in an appropriate format.

There is sufficient here to award a mark in the middle band of 5/10.

#### Summary of marks

AO1 Manage	4/10
AO2 Use Resources/Research	5/10
AO3 Develop and Realise	7/20
AO4 Review	5/10
<b>Total</b>	<b>21/50</b>